



Luminescence Children's Dance

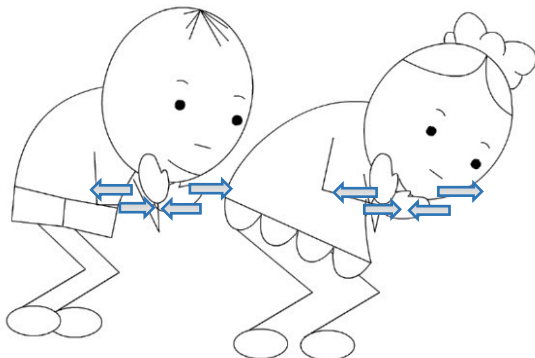
"Rise Up O Flame", Hymn #362

Credits: Created by Children's Class at Unitarian Universalist Congregation of Santa Clarita Valley, CA, led by teacher, Chris Hankla. February 2017. Permission granted to perform dance.

Instructions to Choir (or congregational singing leader): Sing slowly (typically between 80 and 85 beats per minute) to give children time to do the dance moves.

Step 1 – "Rise Up O Flame ..."

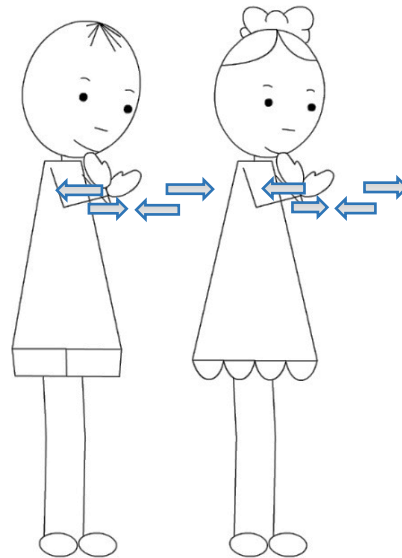
Beginning



*Start in a crouch.
Wave hands back and forth (both outward and then both inward), mimicking flames.*

The flame is small.


Ending



Rise from crouched position. Continue to wave hands back and forth.


The flame has risen.

Step 2 – “By Thy Light Glowing ...”



Arms circled above the head as if holding a beach ball (fifth position in ballet). One leg in front of the other (third position in ballet).


Step 3 – “Show Us the Beauty ...”



Arms outstretched.


Legs: Pirouette – a rotation or spin, a complete body turn on one foot.

Step 4 – “Vision ...”



Mask face with fingers and move fingers outward to the side to reveal eyes.

Step 5 – “and Joy ...”



Arm reaching forward and up.

Legs: Arabesque, a position on one leg with the other leg raised behind the body and extended in a straight line.